

# Zr-Content Dependence of Electrical Properties in Heat-Treated $\text{In}_2\text{O}_3$ :Zr Thin Films Grown on a Sapphire Substrate by Sputtering

Yuichi Sato<sup>\*</sup>, Minoru Hatakeyama, Yuhei Muraki, Kazuki Sonoda, and Yoshifumi Murakami

*Electrical and Electronic Engineering Course, Graduate School of Engineering Science, Akita University, Japan*

**Abstract:** Zirconium-doped indium oxide ( $\text{In}_2\text{O}_3$ :Zr) thin films of various Zr-contents were hetero-epitaxially grown on a sapphire single-crystalline substrate by a magnetron sputtering method. The films were heat-treated in an  $\text{N}_2$  atmosphere and the variations of their electrical properties as a function of the Zr-content were investigated. We observed the resistivity decreasing without any deterioration in their crystallinity and optical transmission property after the heat-treatment when the impurity content was within 2 wt.%, and then, the degree of the resistivity-decrease saturated since their mobility started to decrease due to the heavy impurity doping.

**Keyword;** Sapphire, Multichannel spectrometers, Nitride semiconductor, Photovoltaic cells, Van der Pauw.

## 1. INTRODUCTION

Sapphire ( $\alpha\text{-Al}_2\text{O}_3$ ) is one of the most utilized single-crystalline substrate materials used for hetero-epitaxial growths of group-III nitride semiconductor thin films [1-7]. It has a high optical transmission property, therefore; for example, it can be applied to fabrications of photovoltaic cells in which the nitride semiconductor thin films are grown on the sapphire substrate as optical absorbing layers. In such cases, a highly transparent and single-crystalline conducting layer is needed between the nitride thin films and the sapphire substrate because sapphire is an insulator. Fortunately, indium oxide ( $\text{In}_2\text{O}_3$ ), which is one of the most popular transparent conducting materials, has a hetero-epitaxial-relationship to c-face sapphire. In addition, the nitride semiconductor thin films are able to be grown hetero-epitaxially on a (111)-preferential-oriented  $\text{In}_2\text{O}_3$  film without deteriorations in crystallinity of the nitride thin films [8].

Resistivity of the  $\text{In}_2\text{O}_3$  film has to be low enough to apply it to the conducting layer, and the film should be single-crystalline and highly transparent in the wavelength region from near-ultraviolet (N-UV) to near-infrared (N-IR). Generally, resistivity of  $\text{In}_2\text{O}_3$  can be easily lowered by doping adequate impurities such as tin, however, most of the resistivity-lowered  $\text{In}_2\text{O}_3$  films are polycrystalline. Moreover, their transparency, especially in the N-IR region, tends to become poor because of existence of excess carriers. Therefore, resistivity of the  $\text{In}_2\text{O}_3$  films must be lowered with

keeping the required crystallinity and transmission properties.

Additional requirement for the  $\text{In}_2\text{O}_3$  films is that the films should be prepared by conventional methods to the extent possible. There have been several reports on preparations of  $\text{In}_2\text{O}_3$  films which have high performances [9,10], however, most of them have been prepared by rather highly sophisticated growth methods. On the other hand, sputtering method is considered to be one of the most conventional methods for preparations of thin films in various applications. We have previously investigated about  $\text{In}_2\text{O}_3$  thin film preparations by the sputtering method from a viewpoint of sputtering conditions as well as heat-treatment conditions of the films [11,12]. The required properties were mostly obtainable by precise optimizing of the sputtering conditions, however; the sputtering conditions were relatively critical. On the other hand, relatively wider margins were seemed to exist in the heat-treatment conditions. That is, resistivity of  $\text{In}_2\text{O}_3$  thin films can be easily lowered by heat-treatments compared with the case in which sputtering conditions are precisely adjusted to obtain the films with high crystallinity and transparency.

Generally, electron mobility in  $\text{In}_2\text{O}_3$  thin films is kept high when Zr is chosen as the dopant to decrease the resistivity [10]. Therefore, a slightly Zr-doped  $\text{In}_2\text{O}_3$  thin film ( $\text{ZrO}_2$ : 0.5 wt.%) was prepared and heat-treated in the previous work [12] to improve properties of the sputter-grown  $\text{In}_2\text{O}_3$  thin films. In that case, different gases were successively introduced to an electric furnace as the two-step heat-treatments. In this work, Zr-doped  $\text{In}_2\text{O}_3$  thin films of various Zr-contents grown on a c-face sapphire single-crystalline substrate by a

<sup>\*</sup>Address correspondence to this author at the Electrical and Electronic Engineering Course, Graduate School of Engineering Science, Akita University, Japan;  
E-mail: yusato@gipc.akita-u.ac.jp

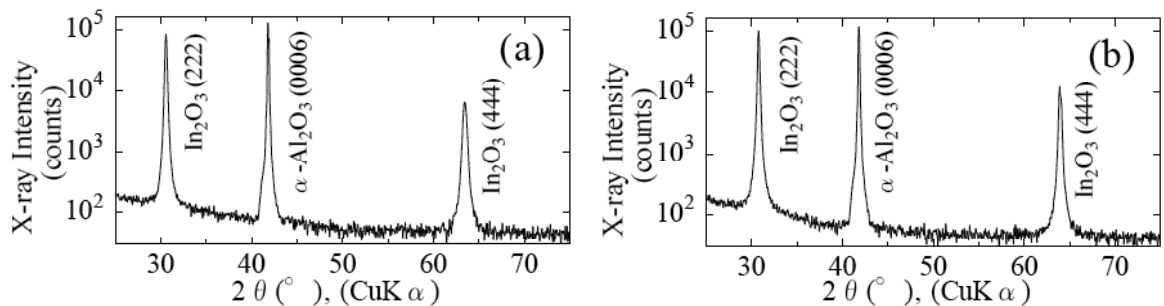
sputtering method were additionally heat-treated by a much simpler one-step method. Variations in electrical properties of the films by the heat-treatment were investigated as a function of the Zr-content.

## 2. EXPERIMENTAL

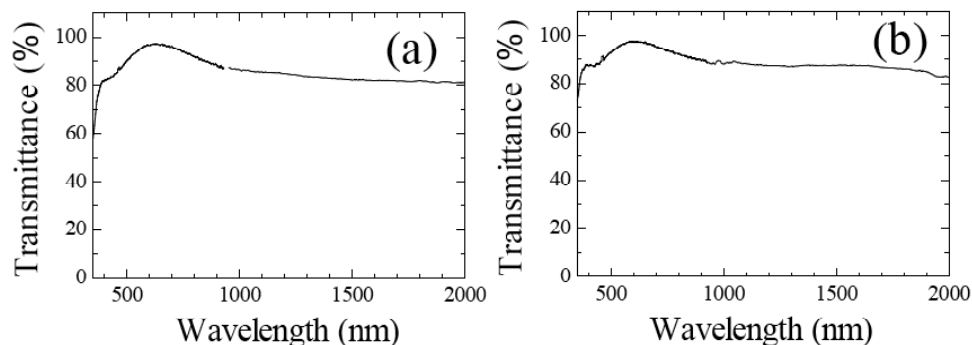
The Zr-doped  $\text{In}_2\text{O}_3$  thin films were prepared by the radio-frequency (RF, 13.56 MHz) magnetron sputtering method. The substrate used was a c-face sapphire single-crystalline wafer. Zirconium oxide ( $\text{ZrO}_2$ )-mixed  $\text{In}_2\text{O}_3$  powders were used as the sputtering target, and  $\text{O}_2$ -Ar mixed gas was used as the sputtering gas. The  $\text{O}_2$  mixing ratio was fixed to 0.2, while the RF power and the substrate temperature were fixed to 100 W and 500 °C, respectively. Thicknesses of the obtained films were around 300 nm. Then, the sputter-grown thin films were heat-treated for 1 h at 900 °C in  $\text{N}_2$  atmosphere. Crystallinities of the films were evaluated by the X-ray diffraction (XRD) method. Optical transmission spectra of the films were measured in the wavelength region between 350 and 2000 nm by multichannel spectroscopes. Electrical properties of them were measured by the van der Pauw method.

## 3. RESULTS AND DISCUSSION

The indispensable properties for the transparent conducting layers, for example in the single-crystalline nitride semiconductor photovoltaic cells, are high crystallinity and high transmittance in the wide wavelength region from N-UV to N-IR. Therefore, the crystallinity and the transparency of the  $\text{In}_2\text{O}_3$  films have to be kept high enough even after the heat-treatments. Typical XRD patterns and transmission spectra of the as-grown and the heat-treated  $\text{In}_2\text{O}_3$  thin film ( $\text{ZrO}_2$  0.7wt.%) are shown in Figures 1 and 2, respectively. The c-face sapphire can be considered as a hexagonal crystal system; therefore, the  $\text{In}_2\text{O}_3$  thin film, which is a material of the cubic crystal system, might hetero-epitaxially grow on the substrate at least with the (111) preferential orientation. Figures 1 (a) and (b) indicate the results, and the preferential orientation state is well kept even after the heat-treatment. The optical transmission property of the films is also important. The as-grown  $\text{In}_2\text{O}_3$  film showed high transmittance in the wide wavelength region from the N-UV to N-IR, and the high transmittance was kept even after the heat-treatment as shown in Figures 2 (a) and (b).



**Figure 1:** XRD patterns of the typical (a) as-grown and (b) heat-treated  $\text{In}_2\text{O}_3$  ( $\text{ZrO}_2$  0.7wt.%) thin films. The as-grown thin film was heat-treated at 900 °C, 1 h, and  $\text{N}_2$  atmosphere.



**Figure 2:** Optical transmission spectra of the typical (a) as-grown and (b) heat-treated  $\text{In}_2\text{O}_3$  ( $\text{ZrO}_2$  0.7wt.%) thin films. The as-grown thin film was heat-treated at 900 °C, 1 h, and  $\text{N}_2$  atmosphere.

Furthermore, electrical properties of the obtained thin films were investigated. Figures 3 show the electrical properties of the thin films of various impurity-contents before and after the heat-treatment. Concerning with the as-grown films, the carrier density increases with the increase of the impurity-content, therefore; the resistivity of the films decreases with the increase of the carrier density. However, the carrier density saturates at the order of  $10^{19} \text{ cm}^{-3}$ , therefore; the decrease of the resistivity also saturate at the order of  $10^{-2} \Omega \cdot \text{cm}$ . On the other hand, the carrier density of the films increases to the order of  $10^{20} \text{ cm}^{-3}$  after the heat-treatment. Therefore, the resistivity decreases with the increase of the carrier density, and the value decreases to about  $1 \times 10^{-3} \Omega \cdot \text{cm}$ .

If carrier density in the film can be increased much larger than the value beyond  $10^{20} \text{ cm}^{-3}$  range, the resistivity will decrease much lower than the value obtained in this experiment. However, in that case, the optical transmittance especially at the longer wavelength will drastically decrease, and it cannot be utilized as the transparent conducting layers. The crystallinity will also deteriorate by increasing the carrier density because the increase of the carrier density to the degenerate level in  $\text{In}_2\text{O}_3$  mainly owes to its relatively large deviations from the stoichiometry in addition to existence of the excess impurities.

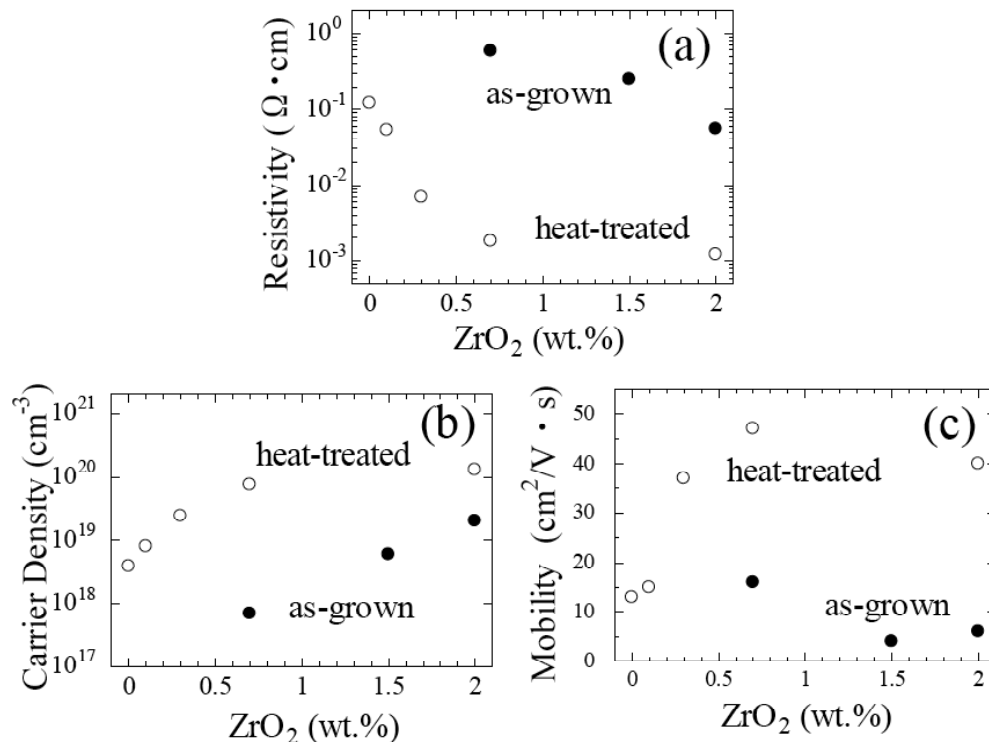
Another way to reduce the resistivity is increase of the mobility. Generally, the mobility increases by the heat-treatment as shown in Figure 3. However, the mobility in the heavily doped films rather decreases with the increase of the impurity-contents probably due to carrier scattering by the excess impurities. As a result, the value of the resistivity saturated as described above when the impurity-content was 2 wt. %.

## CONCLUSION

The obtained Zr-doped  $\text{In}_2\text{O}_3$  thin films showed high transparency in the wide wavelength region and highly (111)-oriented structures. Resistivities of the films decreased to about  $1 \times 10^{-3} \Omega \cdot \text{cm}$  after the heat-treatment. Carrier densities of the films increased to the order of  $10^{20} \text{ cm}^{-3}$ . The mobilities increased after the heat-treatment compared with those of the as-grown films, respectively. However, the value started to decrease when the impurity content was too high.

## REFERENCES

- [1] Maruska HP and Tietjen JJ. *Appl Phys Lett* 1969; 15: 327-329.  
<http://dx.doi.org/10.1063/1.1652845>
- [2] Pankove JI, Berkeyheiser JE and Miller EA. *J Appl Phys*, 1974; 45: 280-1286.



**Figure 3:** (a) Resistivity, (b) carrier density, and (c) mobility of the Zr-doped  $\text{In}_2\text{O}_3$  thin films as a function of the impurity-content.

- [3] Lagerstedt O and Monemar B. *J Appl Phys* 1974; 45: 2266-2272.  
<http://dx.doi.org/10.1063/1.1663574>
- [4] Ohki Y, Toyoda Y, Kobayashi H and Akasaki I. *Inst Phys Conf Ser* 1981; 63: 479-484.
- [5] Yoshida S, Misawa S and Gonda S. *Appl Phys Lett* 1983; 42: 427-429.  
<http://dx.doi.org/10.1063/1.93952>
- [6] Amano H, Sawaki N, Akasaki I and Toyoda Y. *Appl Phys Lett* 1986; 48: 363.  
<http://dx.doi.org/10.1063/1.96549>
- [7] Nakamura S, Harada Y and Seno M. *Appl. Phys Lett* 1991; 58: 2012-2023.  
<http://dx.doi.org/10.1063/1.105239>
- [8] Sato Y and Ito K. *Jpn J Appl Phys* 2011; 50: 108004-1-2.
- [9] Ohta H, Orita M, Hirano M, Tanji H, Kawazoe H and Hosono H. *Appl Phys Lett* 2000; 76: 2740-2742.  
<http://dx.doi.org/10.1063/1.126461>
- [10] Koida T and Kondo M. *J Appl Phys* 2007; 101: 063713-1-6.
- [11] Muraki Y and Sato Y. *IEICE Trans Electron C* 2015; J98-C: 302-308.
- [12] Sato Y, Aoshima T and Muraki Y. *Jpn J Appl Phys* 2015; 54: 08KC09-1-5.

---

Received on 27-05-2016

Accepted on 06-06-2016

Published on 15-06-2016

<http://dx.doi.org/10.15379/2408-977X.2016.03.01.01>© 2016 Sato *et al.*; Licensee Cosmos Scholars Publishing House.

This is an open access article licensed under the terms of the Creative Commons Attribution Non-Commercial License (<http://creativecommons.org/licenses/by-nc/3.0/>), which permits unrestricted, non-commercial use, distribution and reproduction in any medium, provided the work is properly cited.